


7

# Music

## Quarter 2 – Module 7: Instrumental Music of Palawan



GOVERNMENT PROPERTY  
**NOT FOR SALE**

**Music – Grade 7**  
**Alternative Delivery Mode**  
**Quarter 2 – Module 7: Instrumental Music of Palawan**  
**First Edition, 2020**

**Republic Act 8293, section 176** states that: No copyright shall subsist in any work of the Government of the Philippines. However, prior approval of the government agency or office wherein the work is created shall be necessary for exploitation of such work for profit. Such agency or office may, among other things, impose as a condition the payment of royalties.

Borrowed materials (i.e., songs, stories, poems, pictures, photos, brand names, trademarks, etc.) included in this module are owned by their respective copyright holders. Every effort has been exerted to locate and seek permission to use these materials from their respective copyright owners. The publisher and authors do not represent nor claim ownership over them.

Published by the Department of Education  
Secretary: Leonor Magtolis Briones  
Undersecretary: Diosdado M. San Antonio

**Development Team of the Module**

<b>Author:</b>	Howard Bong M. Abao
<b>Content Editor:</b>	Emmanuel C. Alveyra
<b>Language Editors:</b>	Cherrie Rose L. Desaliza, Gladys F. Cantos
<b>Reviewer:</b>	Emmanuel C. Alveyra
<b>Illustrator:</b>	Reymark L. Miraples, Louie J. Cortez, Richard Amores, Pablo M. Nizal, Jr., Jan Christian D. Cabarrubias
<b>Layout Artist:</b>	Reymark L. Miraples, Jhunness Bhaby A. Villalobos
<b>Management Team:</b>	Benjamin D. Paragas, Mariflor B. Musa, Melbert S. Broqueza, Danilo C. Padilla, Annabelle M. Marmol, Florina L. Madrid, Norman F. Magsino, Dennis A. Bermoy, Emmanuel C. Alveyra

Printed in the Philippines by \_\_\_\_\_

**Department of Education – MIMAROPA REGION**

Office Address : Meralco Avenue, Cor. St. Paul Road, Pasig City, Metro Manila

Telephone : (02)863 - 14070

E-mail Address: : clmd.depedro4b@gmail.com

**7**

# **Music**

## **Quarter 2 – Module 7: Instrumental Music of Palawan**

## **Introductory Message**

This Self-Learning Module (SLM) is prepared so that you, our dear learners, can continue your studies and learn while at home. Activities, questions, directions, exercises, and discussions are carefully stated for you to understand each lesson.

Each SLM is composed of different parts. Each part shall guide you step-by-step as you discover and understand the lesson prepared for you.

Pre-tests are provided to measure your prior knowledge on lessons in each SLM. This will tell you if you need to proceed on completing this module or if you need to ask your facilitator or your teacher's assistance for better understanding of the lesson. At the end of each module, you need to answer the post-test to self-check your learning. Answer keys are provided for each activity and test. We trust that you will be honest in using these.

In addition to the material in the main text, Notes to the Teacher are also provided to our facilitators and parents for strategies and reminders on how they can best help you on your home-based learning.

Please use this module with care. Do not put unnecessary marks on any part of this SLM. Use a separate sheet of paper in answering the exercises and tests. And read the instructions carefully before performing each task.

If you have any questions in using this SLM or any difficulty in answering the tasks in this module, do not hesitate to consult your teacher or facilitator.

Thank you.

## Lesson

# 1

# Instrumental Music of Palawan

## Learning Competencies

The learner:

1. describes the musical characteristics of representative selections of Cordillera, Mindoro, Palawan and of the Visayas after listening;
2. discovers ways of producing sounds on a variety of sources similar to instruments being studied; (MU7LV-IIb-g-4)
3. improvises simple rhythmic/melodic accompaniments to selected music from the Cordillera, Mindoro, Palawan and of the Visayas; and (MU7LV-IIb-g-5)
4. evaluates music and music performances applying knowledge of musical elements and style. (MU7LV-IIc-h-10)



## *What I Need to Know*

Compared to the instrumental music of Mindoro, Palawan's instrumental music has a very different sound. Some samples that you will hear in this module will give you some ideas about how rich the musical style of Palawan is but what do you think are the reasons why their instrumental music is as rich as this?

## Learning Objectives

In this module, you will be able to:

1. explore ways of producing sounds on a variety of sources similar to instruments being studied;
2. create and play improvised instruments similar to Palawan instruments; and
3. evaluate music and music performances applying knowledge of musical elements and style.



## ***What I Know***

Directions: Choose the correct answer for each item and write only the letter of your choice on your answer sheet.

- \_\_\_\_ 1. Which among the following groups of instrument uses animal skin to produce sound?
- A. Membranophone
  - B. Chordophone
  - C. Idiophone
  - D. Aerophone
- \_\_\_\_ 2. Which of the following is also known as Beberek?
- A. Gimbap
  - B. Kudyapi
  - C. Suling
  - D. Gong
- \_\_\_\_ 3. Which among the following is an example of a wind instrument?
- A. pagang
  - B. tipanu
  - C. babendil
  - D. gimbap
- \_\_\_\_ 4. To which of the following groups of instrument does Aruding belong?
- A. Membranophone
  - B. Idiophone
  - C. Chordophone
  - D. Aerophone
- \_\_\_\_ 5. Which of the following instruments does not belong to the group?
- A. kuratong
  - B. kolutong
  - C. suling
  - D. gimbap
- \_\_\_\_ 6. This instrument has two strings and 9 frets. Which among the following is being referred to by the previous statement?
- A. guitar
  - B. kudyapi
  - C. pagang
  - D. tipanu
- \_\_\_\_ 7. Bamboo skin serves as strings of this instrument. Which of the following is being described by the previous statement?
- A. tipanu
  - B. basal
  - C. pagang
  - D. kudyapi

- \_\_\_\_\_ 8. Which among the following is a wind instrument?
- A. pagang
  - B. tipanu
  - C. suling
  - D. gimbab
- \_\_\_\_\_ 9. What is the other term for Aerophone instruments?
- A. Wind
  - B. Percussion
  - C. String
  - D. electronic
- \_\_\_\_\_ 10. This musical instrument is used as a timekeeper of a composition. Which of the following is being pertained to?
- A. suling
  - B. kutyapi
  - C. aruding
  - D. babendil
- \_\_\_\_\_ 11. One can tell if a music is indigenous or not based on the instrument used. Which among the following groups of instruments is used for indigenous music?
- A. guitar, harp, lute, tambourine
  - B. kudyapi, aruding, babendil, beberek
  - C. piano, timpani, violin, cello
  - D. trumpet, trombone, snare drum, saxophone
- \_\_\_\_\_ 12. Which of the following can we consider as percussion instruments?
- A. Membranophone
  - B. aerophone
  - C. electronic
  - D. chordophone
- \_\_\_\_\_ 13. What is the other term for Jaw's harp?
- A. aruding
  - B. kudyapi
  - C. babendil
  - D. suling
- \_\_\_\_\_ 14. Which among the following instruments is also called ferereng by the tirurays?
- A. basal
  - B. suling
  - C. beberek
  - D. kudyapi
- \_\_\_\_\_ 15. Which of the following groups of instruments do Tipanu, aruding and beberek fall under?
- A. Membranophone
  - B. Chordophone
  - C. Idiophone
  - D. Aerophone

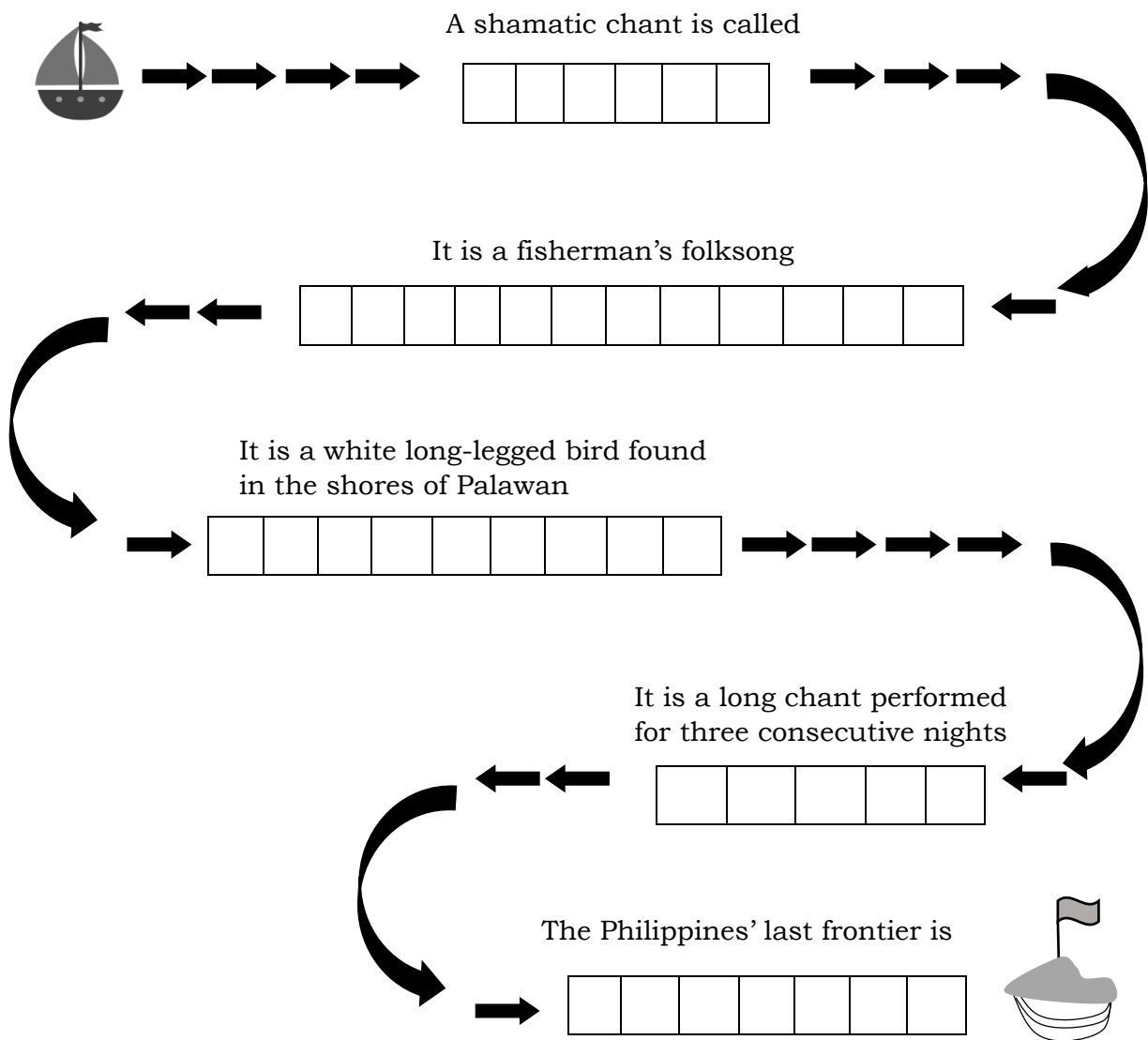


## What's In

Palawan's music, as you can remember, is deeply connected with nature. The Palaweños believe that by using their native rhythm, melodies and tonal quality, we experience a musical journey which connects us to the spirits. To help you connect more to their music, kindly do the following activities.

### Activity #1: The Palau's Pirate Quest

Help the Palau Pirate find the treasure by answering the questions. Write your answer in your music notebook.



Congratulations! You are now ready to explore today's topic - the *Instrumental Music of Palawan*.





## ***What's New***

### **Activity #2: “The Carabao Race”**

In this activity, you are going to listen to two instrumental music of Palawan through the link provided below that will direct you to the audio material.

1. **Ati-Ati**

(<https://drive.google.com/open?id=1x0IAYiFGo48AhbWaF9WvvA7EvLALwBjy>)

2. **Sabag it Batak**

([https://drive.google.com/open?id=1RQ1WggTxHE4\\_gWBWX-WjvpTd4WinaWSf](https://drive.google.com/open?id=1RQ1WggTxHE4_gWBWX-WjvpTd4WinaWSf)).

The two music of Palawan are represented by carabaos. Each carabao has different carts of loads to pull. Your task is to fill out each cart with observation data based on the two instrumental music you listened to.

#### **Directions:**

1. Analyze the two instrumental music. Observe the sounds of the different musical instruments.
2. Below are the carts that you have to work on with. Kindly accomplish the task written in each cart.

*Cart A*

- What are the musical instruments that can only be heard in the music Ati-ati? Draw those instruments in Cart A.

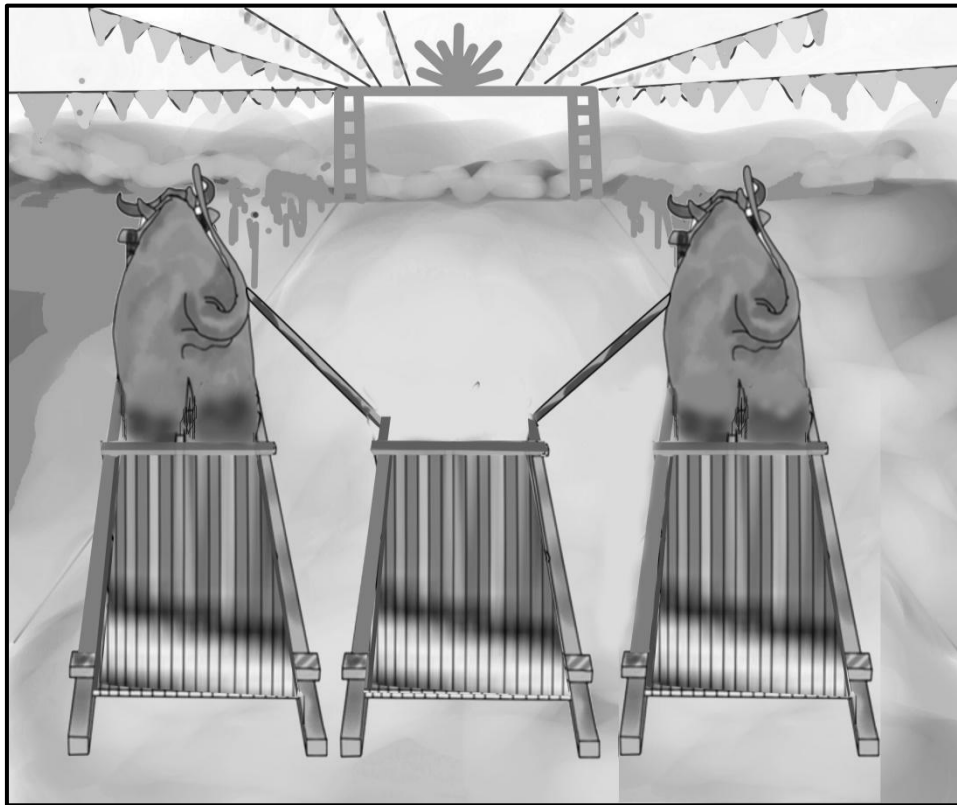
*Cart B*

- What are the musical instruments that can only be heard in the music Sabag it Batak? Draw those instruments in Cart B.

*Cart C*

- What are the musical instruments that can be heard in both music? Draw those instruments in Cart C.

Note: Draw the images on a separate sheet.



Do the two music have the same set of musical instruments? What do you think do those instruments look like? Draw them in the cart. Some instruments may be present in both music while others may be present in only one music.

1. Based on the drawing in this activity, is it possible to have a winner in the race? Why do you think so?
2. Based on the situation illustrated in your drawing, you need to unload each cart to move it fast. In music, when do we add or remove musical elements and instruments in a music composition? Please cite examples and situations.
3. Based on the activity, what can you say about how the Palaweños make their instrumental music?

Now let us get to know more about the kinds of musical instruments of Palawan.



## What is It

Palawan is home to various ethnic tribes like the Tagbanua and Batak. These people, like other *lumads* (indigenous people) in the Philippines have music characteristics and materials which may have the same sound, appearance, instrument name (sounds like) as the other ethnic groups. This is for the reason that they are the ones closest to nature. Most of their instruments are made from natural materials found in their locality: bamboo, animal skin, wood stick, a piece of rock, sea shell, or even a trunk of a tree. To them, everything has life. These materials become their medium of expression which bridges the gap between all things on earth and the creator. Music is not intended for the consumption of some but for the benefit of the whole. Of all the Filipino subcultures, indigenous art is the most integrated with everyday life, participatory and multifunctional. Their creativity is a product of being one with the situation and not with the certain academic rules of art. Most of their instrumental music are played by a group, making them participatory. This is an essential character trait of an active community – cooperation. Another important aspect of their indigenous music is its respect and recognition to the unity of opposites: man and woman, positive and negative, the sky and the earth. One example of this is their instrument kudyapi. This instrument has two strings. The first is used for the different notes of the melody and the other serves as a drone or a fixed note.


Palawan musical instruments can be classified into four groups: Chordophones, Aerophones, Idiophones, and Membranophones. **Chordophones** are instruments that use vibrating strings to produce sound.

The following texts about Palawan musical instruments include links from YouTube that will guide you in your understanding of these instruments.

Follow these links provided and listen to how these instruments produce sounds.

**Pagang** (Bamboo zither)  
<https://youtu.be/jWuyFUvv7xQ>


This instrument is also known as KOLITONG. It is made of one whole node of bamboo which is partly slit to keep the whole node together. The lifted bamboo skin serves as strings and the slit serves as the resonator.



*Pagang*

### **Kusyapi or Kudyapi**

[https://youtu.be/F\\_I-TwweF1U](https://youtu.be/F_I-TwweF1U)



*Kusyapi or Kudyapi*

This instrument has 9 frets and two strings. The first string is for the melody and the other one serves as a drone (a low unchanged pitch in the musical piece). The body of this instrument comes from a carved solid trunk of a tree. This instrument is four to six feet tall. Other indigenous groups in the country have their own instrument which has the same characteristics like that of the kudyapi but were named differently:

Maranao - Kotyapi

Maguindanao - Kutyapi

Tiruray – Ferereng

**Aerophones** are wind instruments. They produce sound by blowing air in its mouthpiece. Some instruments that fall under this category are:

### **Tipanu**

<https://youtu.be/9e4hAPt2Tyc>

This is a Mouth Flute of Tagbanua. This instrument is made from bamboo. It has six holes.



*Tipanu*



*Aruding*

### **Aruding**

<https://youtu.be/nBS8LoycNvc>

This is, otherwise, known as Jaw's Harp.

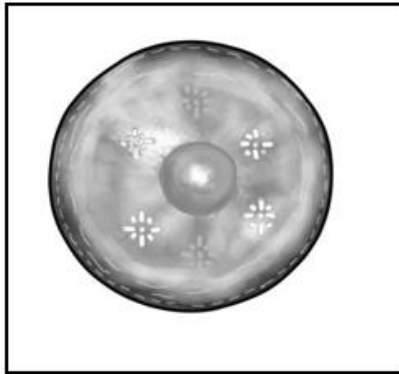
### **Beberek**

**Beberek** is a banded nose flute. It is also known as **Suling**. This instrument is made from bamboo with a thin surface. The head of this instrument is circled with a rattan band to produce air vibration.



*Beberek*

**Idiophones** are musical instruments whose sound is generated through vibrations by striking, rubbing or plucking - without the use of strings or membranes



*Basal (gong)*

### **Babendil**

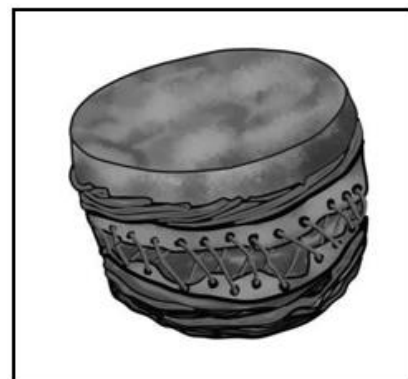
An example of this is the **Babendil**. It is a small bossed gong used as a timekeeper. Basal (gong)

**Membranophones** are instruments which produce sounds by means of a vibrating stretched membrane (animal skin). An example of this is the **Gimbal**.

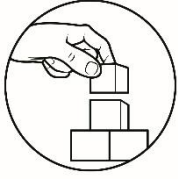
### **Gimbal**

<https://youtu.be/79U6BICOp3I>

This is a drum from the Tagbanua with animal skin as its drumhead.



*Gimbal*



## What's More

So far, you have done a great job in accomplishing the previous activities. This time, you will work on with a way more challenging task you'll surely like as your journey of exploration of Palawan Music continues.

Copy the chart on a separate sheet. Then, from the two previously given instrumental music samples from the activity Carabao Race whose links will be provided below, choose one music and fill out the graphic organizer with correct data.

Links utilized in the Carabao Race:

1. Ati-ati  
<https://drive.google.com/open?id=1x0IAYiFGo48AhbWaF9WvvA7EvLALwBjy>  
and
2. Sabag it Batak  
[https://drive.google.com/open?id=1RQ1WggTxHE4\\_gWBWX-WjvpTd4WinaWSf](https://drive.google.com/open?id=1RQ1WggTxHE4_gWBWX-WjvpTd4WinaWSf),

### Activity #3: Describe A Song

Write the title of the music you chose in the first box. Listen carefully to the samples again and identify five musical elements. Write these elements in the next five boxes. When it comes to the Description of Musical Elements, write your own observations about how each musical element was used in the chosen music.

Title				
[Empty Box]				
Musical Elements				
[Empty Box]	[Empty Box]	[Empty Box]	[Empty Box]	[Empty Box]
Description of the Elements				
[Empty Box]	[Empty Box]	[Empty Box]	[Empty Box]	[Empty Box]

1. What can you say about the music? Is this kind of music pleasing to your ears? Why?
2. How would you describe the rhythm of the music? Do you find it easy to study and play these instruments? Why do you say so?
3. After listening to these two instrumental music, is there a change of idea regarding your appreciation of this kind of music? What is this change?



## ***What I Have Learned***

You learned about music this week? Write on a piece of paper a short reflection regarding the knowledge that you have gained in our lesson.

**My Reflections**

---

---

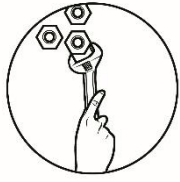
---

---

---

---

---



## What I Can Do

### Activity #4: “Sounds Like, Looks Like”

Using indigenous or recycled materials, try to make your own musical instrument which sounds like or looks like any of the Palawan instruments. Using the song “Paraisong Tunay” in part II of this module as your main song, add an additional sound by playing a simple improvisation of tune or beat using the instrument you created. See the rubric below for your reference.

Record your performances using your cellphone or other media devices and submit it to your facilitator through messenger, e-mail or other media platforms.

#### Rubrics

	4	3	2	1
CREATIVITY	Major improvisations were made in all the materials used to achieve the needed specifications of the instrument	Minor improvisation was done in the original material. Some materials were added to create a new whole musical instrument but the original form of the materials was maintained.	Very little improvisation was done in the original material (removing of label, adding a new material for a needed part)	There were no improvisations made at all in the original material of the project.
CRAFTSMANSHIP	The project was carefully, neatly, and creatively done. Embellishments were added to enhance the physical appearance of the instrument and the sound produced was almost like the sound of the original instrument.	The project was neatly and carefully done and the sound produced was close to the desired sound	The project was neatly done but was not producing the desired sound	The project was poorly made. Loose parts were very evident even without using the instrument.



	<b>4</b>	<b>3</b>	<b>2</b>	<b>1</b>
MUSICALITY	The performer showed much creativity in improvising the beat and the melody and executed confidently and artistically.	The performer played three rhythmic patterns based on a Palawan music. The improvisation was clear but there were errors while playing it.	The performer created a simple rhythmic pattern but the melodic line was imitated.	The performer just imitated both the melodic line and the beat of the song.




## **Assessment**

Directions: Choose the correct answer for each item and write only the letter of your choice on your answer sheet.

- \_\_\_\_ 1. Which among the following groups of instrument uses animal skin to produce sound?
- Membranophone
  - Chordophone
  - Idiophone
  - Aerophone
- \_\_\_\_ 2. Which of the following is also known as Beberek?
- Gimbal
  - Kudyapi
  - Suling
  - Gong
- \_\_\_\_ 3. Which among the following is an example of a wind instrument?
- pagang
  - tipanu
  - babendil
  - gimbal
- \_\_\_\_ 4. To which of the following groups of instrument does Aruding belong?
- Membranophone
  - Idiophone
  - Chordophone
  - Aerophone

- \_\_\_\_\_5. Which of the following instruments does not belong to the group?
- A. kuratong
  - B. kolutong
  - C. suling
  - D. gimbal
- \_\_\_\_\_6. This instrument has two strings and 9 frets. Which among the following is being referred to by the previous statement?
- A. guitar
  - B. kudyapi
  - C. pagang
  - D. tipanu
- \_\_\_\_\_7. Bamboo skin serves as strings of this instrument. Which of the following is being described by the previous statement?
- A. tipanu
  - B. basal
  - C. pagang
  - D. kudyapi
- \_\_\_\_\_8. Which among the following is a wind instrument?
- A. pagang
  - B. tipanu
  - C. suling
  - D. gimbal
- \_\_\_\_\_9. What is the other term for Aerophone instruments?
- A. Wind
  - B. Percussion
  - C. String
  - D. electronic
- \_\_\_\_\_10. This musical instrument is used as a timekeeper of a composition. Which of the following is being pertained to?
- A. suling
  - B. kutyapi
  - C. aruding
  - D. babendil
- \_\_\_\_\_11. One can tell if a music is indigenous or not based on the instrument used. Which among the following groups of instruments is used for indigenous music?
- A. guitar, harp, lute, tambourine
  - B. kudyapi, aruding, babendil, beberek
  - C. piano, timpani, violin, cello
  - D. trumpet, trombone, snare drum, saxophone
- \_\_\_\_\_12. Which of the following can we consider as percussion instruments?
- A. Membranophone
  - B. aerophone
  - C. electronic
  - D. chordophone

- \_\_\_\_ 13. What is the other term for Jaw's harp?
- A. aruding
  - B. kudyapi
  - C. babendil
  - D. suling
- \_\_\_\_ 14. Which among the following instruments is also called ferereng by the tirurays?
- A. basal
  - B. suling
  - C. beberek
  - D. kudyapi
- \_\_\_\_ 15. Which of the following groups of instruments do Tipanu, aruding and beberek fall under?
- A. Membranophone
  - B. Chordophone
  - C. Idiophone
  - D. Aerophone

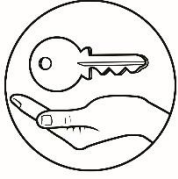


## ***Additional Activities***

### **Activity #5: The Art of an Illustrator**

On a short bond paper, draw a musical instrument of Palawan that made an impression to you. Write a short paragraph about why you chose that instrument. Submit your output to your facilitator through messenger, e-mail, or other media platforms

	<b>10</b>	<b>5</b>	<b>2</b>
Clarity of image	The image was clearly drawn and at least four parts were clear in the image.	The image was clear but only 3 parts were visible	The image was poorly drawn and only two parts of the instrument were clear.
Neatness	The drawing was presented neatly and clearly	The drawing was finished with only a few unnecessary markings on it.	There were plenty of unnecessary markings on the drawing which made the drawing unclear
Punctuality	The finished product was submitted before the given date of submission.	The finished product was submitted during the given date of submission	The finished product was submitted after the given date of submission



## **Answer Key**

### **What I Know/Assessment**

1. D
2. C
3. B
4. C
5. B
6. D
7. C
8. A
9. A
10. A
11. D
12. A
13. C
14. B
15. A

### **Activity #1: The Palau's Pirate Quest**

1. Tultul
2. Layang Pasyak
3. Tarinting
4. Batac
5. Palwan

## **References**

Tiongson, N. "Music of the Lumad." Filipinas Heritage Library. NCCA, March 19, 2014. Accessed, January 10, 2020, <https://www.filipinaslibrary.org.ph/himig/music-of-the-lumad/>

Dioquino, Corazon Canave. "Philippine Music, A Historical Overview." [ncca.gov.ph](https://ncca.gov.ph). Accessed February 9, 2020, <https://ncca.gov.ph/about-ncca-3/subcommissions/subcommission-on-the-arts-sca/music/philippine-music-a-historical-overview/>.

Barona, Arjay. "Music of Palawan." Slideshare, August 16, 2016. Accessed, February 9, 2020, [slideshare.net/R\\_JB/music-of-palawan-65042172](https://www.slideshare.net/R_JB/music-of-palawan-65042172)

Bandril, Mark. "Folk Music of Palawan." authorstream. Accessed February 9, 2020, <http://www.authorstream.com/Presentation/MarkBandril-2569780-folk-music-palawan-mc-bandril/>.

de Leon, Felipe m. "The Diversity of Philippine Music Cultures." [filipinaslibrary.org.ph](https://www.filipinaslibrary.org.ph). Filipinas Heritage Library, 2018, 2018. Accessed February 12, 2020, <https://www.filipinaslibrary.org.ph/uncategorized/the-diversity-of-philippine-music-cultures/>.

**For inquiries or feedback, please write or call:**

Department of Education - Bureau of Learning Resources (DepEd-BLR)

Ground Floor, Bonifacio Bldg., DepEd Complex  
Meralco Avenue, Pasig City, Philippines 1600

Telefax: (632) 8634-1072; 8634-1054; 8631-4985

Email Address: [blr.lrqad@deped.gov.ph](mailto:blr.lrqad@deped.gov.ph) \* [blr.lrpd@deped.gov.ph](mailto:blr.lrpd@deped.gov.ph)